

Inspiring young minds...

Early Years Lesson Plan

Developing coordination skills

Lesson Notes

and pencil control using Mouse Hockey

Objective

To develop hand eye coordination skills, mouse skills and begin to have some basic understanding of angles.

Resources

Activity sheets 1 and 2.

Access to www.themouseclub.co.uk and the Mouse hockey game found in the Secret Club.

Preparation

Cut out lengths of different coloured activity paper in long strips (approximately 10 cm wide).

Early Learning Goals


- **Personal, social & emotional development:** Children take turns to talk about the games they like to play. Which games do they like to play with a friend? Are there any games they like to play by themselves?
- **Communication, language & literacy:** Work with a small group of children to play Mouse Hockey. Explain that the game is called hockey and the object they are trying to hit is called a puck. This is a flat object that normally slides along ice. Choose Roly to begin with and gently tap the puck and discuss how the puck travels around the screen. What do they think will happen when they hit it harder? Do they think it will be easy to score a goal? How does it travel?
- **Mathematical development:** Count how many times the puck hits the sides before a goal is scored. Chance here to talk about angles. Ask the children to point to their elbow, straighten their arm and then make an angle with their elbow. How many different sizes of angle can they make? They can measure the different angles with coloured string or wool. Repeat this activity with knee bends.
- **Knowledge and understanding of the world:** Give each child a copy of activity sheet 1. Look at the different children on the sheet. Draw a circle around all the elbows that are making an angle. Tick the knees that make an angle.
- **Physical development:** In the hall or an outdoor space, chalk or mark circles on the wall so children can practise kicking or throwing balls to practise spatial awareness. Can they aim at the correct spot? Ask them to try and guess where the ball might bounce next.
- **Creative development:** Paint or use felt pens to decorate 10 cm wide strips of long activity paper. Practise folding the strips in concertina style (making angles) to make snakes, stick eyes and tongue to the head and display.

Activity

Practise pencil control by following the path on activity sheet 2.

Links with Home

Encourage parents to play different games with their child at home (perhaps you have some that they could borrow). Ask them to encourage their child to take turns and wait patiently.




the mouse club


Inspiring young minds...

Early Years Lesson Plan

Developing coordination skills and pencil control using Mouse Hockey

Activity Sheet 1





the mouse club

Inspiring young minds...

Early Years Lesson Plan

Developing coordination skills

Activity Sheet 2

and pencil control using Mouse Hockey

Practise pencil control by following the path of the puck.

