

Inspiring young minds...

Objective

To take turns when playing simple games.

Resources

Copies of the activity sheets 1 (mice counters), 2 (grid) and 3 (mice ears to attach to bands of stiff paper to make hats).

www.themouseclub.co.uk - games section.

Preparation

Colour and cut out the mouse counters activity sheet 1, (you need 9 Red mice, 9 Blue mice and 9 pink Roly mice), glue onto card and cover with sticky back plastic.

Early Learning Goals


- **Personal, social & emotional development:** Learn to take turns and play fairly.
- **Communication, language & literacy:** Explain to a pair of children how to play Tic, Tac, Toe. They listen to the rules and then teach another child. Use simple mark making to make 'O' and 'X' on the grid activity sheet 2.
- **Mathematical development:** Opportunity to talk about positional vocabulary- next to, up, down. Counting up to 3. Recognition of numbers 1 – 9 and colour.
- **Knowledge and understanding of the world:** Use the game Tic, Tac, Toe on web site www.themouseclub.co.uk - games section.
- **Physical development:** Shows dexterity with fine manipulation when moving the counters around the grid. Use activity sheets 1 and 2 to play Tic, Tac, Toe with a friend.
- **Creative development:** Use activity sheet 3. Cut out the mouse ears and make mouse hats by attaching the ears onto a long sheet of strong paper to make a headband. Child writes their own name or makes a mark on their headband.

Activity

For older pairs of children chalk numbers 1 – 9 onto a large squared grid outside and split the group into 2 teams. Each team has a set of mouse ears in either red, blue or pink or other colour. A player from each team takes a turn to choose a number and places their mouse hat in it. The winners are the first team to get their 3 mice hats in a row.

Links with Home

Child plays Tic, Tac, Toe with parents or brothers or sisters. Find other simple game to play and chat about the rules.



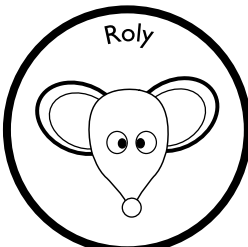




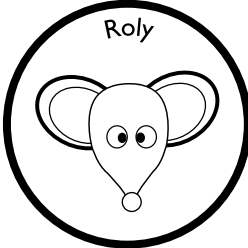




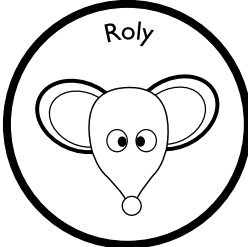




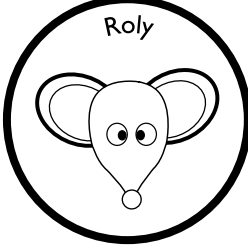
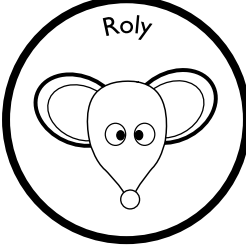


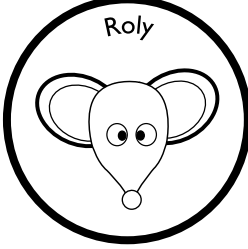
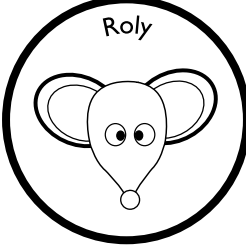


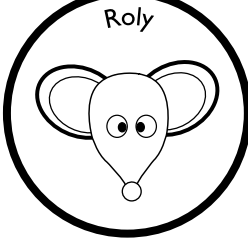
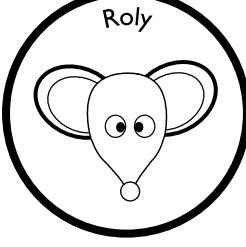


club


Inspiring young minds...

Early Years Lesson Plan

Tic, Tac, Toe – Taking Turns

Activity Sheet 1

 Roly	 Red Mouse	 Red Mouse	 Blue Mouse	 Blue Mouse
 Roly	 Red Mouse	 Red Mouse	 Blue Mouse	 Blue Mouse
 Roly	 Red Mouse	 Red Mouse	 Blue Mouse	 Blue Mouse
 Roly	 Roly	 Red Mouse	 Blue Mouse	
 Roly	 Roly	 Red Mouse	 Blue Mouse	
 Roly	 Roly	 Red Mouse	 Blue Mouse	

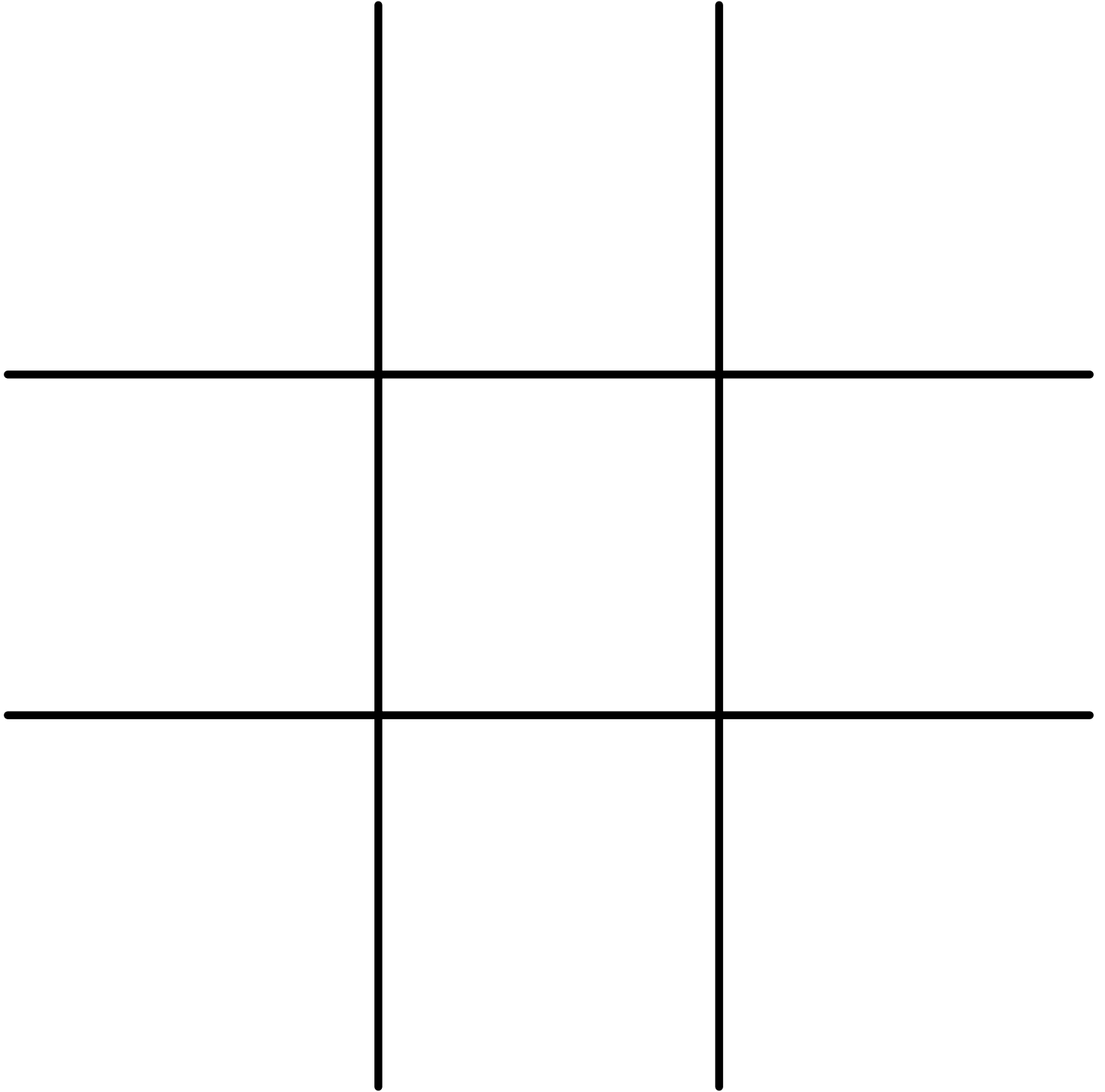



Inspiring young minds...

Early Years Lesson Plan

Tic, Tac, Toe – Taking Turns

Activity Sheet 2





Inspiring young minds...

Early Years Lesson Plan

Tic, Tac, Toe – Taking Turns

Activity Sheet 3

