


Inspiring young minds...

Rainy Day Activity

Make a Fishing Game

You will need:

- Felt pens
- String or Wool
- Scissors
- Glue
- Card from an empty cereal box
- Template for fish, crabs, starfish etc.
- Paper clips
- Old pencils or sticks with string attached
- Empty biscuit tin
- Wrapping paper
- Plain paper

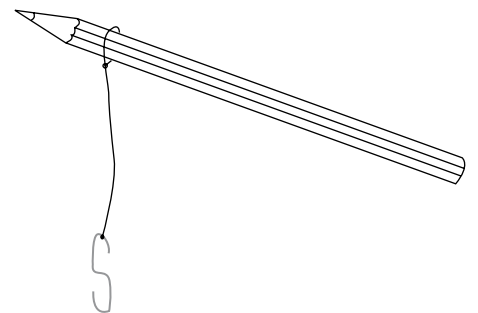


What to do:

- Decorate the empty biscuit tin with brightly coloured wrapping paper and place a piece of plain paper inside the bottom of the tin.
- Colour in the pictures of the sea creatures.
- Now glue onto the card and cut out each one.
- Fold back a section of the paper clip as you attach it to each sea creature so you can pick it up with your hook.
- Tape the back of each paper clip to the back of each shape and place in the bottom of the biscuit tin.

To make the fishing rods:


- Tie a piece of string or wool to the end of each pencil (chopsticks would be great).
- If you haven't got any spare pencils don't worry, you could use an elastic band instead.
- Tie another paper clip to the end of the string, wool, or elastic band but pull the open end out a little so it can hook your fish.
- Now your game is ready to play. See who can catch the most fish.




Numbers

To make your game more interesting, glue a number onto each creature.

At the end of the game total up each score and see who has won!





Inspiring young minds...

Rainy Day Activity

Make a Fishing Game

