



My Recipe book

Baking is a great learning experience for children both at home and at school. They can identify different ingredients, use scales to weigh, although they may need help with this. Order and sequence what they did and how. Older children can record this process on the recipe sheet and then continue to make their own recipe book. This method might be too difficult for younger children so it may be a good idea to record what they did through pictures. These may be digitally taken and printed out on the computer. When the baking is complete and recorded, laminate the pictures and ask your child or the children in class to talk about the process, what did they do first? Can they place the pictures in the right order? Remember before you start any baking to remind all children about hygiene, keeping those hands nice and clean throughout. Also make sure children aren't left alone or using sharp knives, anything hot or the oven.

Of course recipe sheets can be used in a more imaginative way as well. In school use the recipe during Literacy or PSHE to write a recipe for:


- A good friend
- A healthy person
- A happy child
- A birthday party
- An adventure playground
- A great holiday
- A teddy bear's picnic






Inspiring young minds...™

Recipe Book



My Recipe Book



This recipe book belongs to _____

