


Inspiring young minds...™

KIDS





Independence Day Card

You will need: Scissors, thin card or an old cereal box and an adult to help with the cutting out.

Simply print this out on to thin card and cut it out. If you don't have any thin card, print it onto normal paper and stick it onto an old cereal box. Make sure you stick it onto the printed side of the box. Then cut around the card. Fold it in half, write your July 4th message inside and send to someone special!

Cut along the dotted line



© www.themouseclub.co.uk